

**I'm working
on a new kind
of frog bag so
Uncle Fergus
can take Elvis
with him
everywhere.**



*Developed in partnership
with Jump Associates*



Inventor

Do you ever wonder what it takes to come up with a new kind of phone or a new way to power a lightbulb? Would you like an invention that would help tie your shoes faster or one to make elevators record your singing while you ride? In this badge, find out how inventors make stuff—and become an inventor yourself!

Steps

1. Warm up your inventor's mind
2. Find lots of ways to solve the same problem
3. Make a needs list
4. Solve a problem
5. Share your invention

Purpose

When I've earned this badge, I'll know how to think like an inventor.

These are examples of innovations that use existing objects in new ways:

-

Inventors can have great ideas at any time—so they always keep notebooks with them! While you're earning your inventor badge, try keeping your own invention notebook. Inside, write down all your amazing ideas.

1 Warm up your inventor's mind

CHOICES – DO ONE:

- OR**


- FOR MORE FUN:** Use markers to decorate your circles!

OR

-
- wooden spoon
puppet
- paper bag
puppet

Think in Circles

Make the circles into anything you imagine!



Brain Warm-Up Game!

Just like dancers and athletes warm up their muscles before they perform, inventors warm up their bodies and their minds so they can come up with great ideas. Try this exercise:

1. Gather your group in a circle.
2. The first girl jumps into the middle of the circle and strikes a pose.
3. The second girl jumps into the circle and copies the first girl's pose. Then she makes one change to the pose—like raising an arm or bending a leg.
4. The first girl goes back to join the rest of the girls in the circle.
5. The third girl jumps in the middle. She copies the new pose, and makes her own change. Now the pose might look totally different from the way it started.
6. The second girl goes back to join the rest of the girls in the circle.
7. Repeat this until every girl has had a turn. The pose keeps growing and changing, so you can keep playing if you're having too much fun to stop!



STEP 2 Find lots of ways to solve the same problem

There's more than one way to solve most problems. Sometimes we stick with the same way of doing something just because we're used to it. Pick one choice below, and make a list of 10 ideas. Then try two of them!

CHOICES – DO ONE:



- ☐ **Making music.** You could whistle, tap chopsticks on the table, or bang pots and pans together. What other creative ways could you make music?

OR

- ☐ **Carrying lunch.** You might put your lunch in a box. You could also mail it!


OR

- ☐ **Watering plants.** To water a plant, you could put it outside and wait for it to rain, or cut a hole in a plastic bag and fill it with water.

Inventions for Eating

Around the world, people use different tools to eat their meals. In the United States, people use forks, knives, and spoons.

In China, people use chopsticks. In the Middle East, people use bread.



Getting-Ready- for-School Needs List


- My alarm clock is too loud.
- My cereal spills every time I pour it.
- My shoelaces take a long time to tie.
- The bus stop is too sunny.
- My backpack slips off my back.

STEP 3 Make a needs list

To come up with new ideas, inventors have to see and understand people's needs. Now it's your turn to make a "needs list." Pick one of these activities and watch a friend, family member, or a Brownie sister doing it. What is hard for them? What do they like or not like about the activity? Write down five needs you notice about the activity you picked.


CHOICES — DO ONE:

- ☐ **Mornings.** Watch a brother, sister, or a parent get ready for school or work. Do they wake up on time? Is their alarm clock loud enough? Is there enough time to eat breakfast?



OR

- ☐ **Lunch at school.** Watch how lunch happens in the cafeteria at school. Are the lines long? Are the chairs too high? Are the sandwiches soggy?



OR

- ☐ **Brownie meetings.** They're always fun—now imagine what could make them even better! Does every girl feel included? Can everyone hear each other? Do meetings feel special?

Women Inventors

Check out these amazing inventions created by women.
Maybe the next great invention will be yours!

Need:

When it rains, I can't see out of my car windshield.

Invention:

Mary Anderson came up with an invention in 1903 that is still used today—the windshield wiper!



Need:

Nurses and doctors have to turn on the lights and wake patients up to read their charts.

Invention:


Rebecca Schroeder invented the Glo-sheet when she was **10 years old**. The Glo-sheet is a special type of paper that glows in the dark and is used for hospital charts.

Need:

I love bacon, but the grease isn't healthy for me to eat.

Invention:

Abigail Fleck was **eight years old** when she came up with the idea for the Makin Bacon® dish. The dish is used to cook bacon in a healthier way.



Need:

I don't like vacuuming.



Invention:

Helen Greiner invented the Roomba® robot vacuum, which can vacuum a room on its own.

Need:

Police officers have a dangerous job.

Invention:

Stephanie Kwolek is the inventor of Kevlar®. This material is used in special vests that protect police officers from bullets.



Need:

I want my baby to feel safe and close to me when we go out.

Invention:

Ann Moore invented the Snuggli® baby carrier. She was inspired by watching mothers in West Africa carry babies in slings close to their bodies.

Need:


My Crocs are comfy, but they could use some decorations.

Invention:

Sheri Schmelzer and her three daughters invented Jibbitz™, charms that could decorate Crocs footwear. In 2006, the Crocs company purchased her idea for \$10 million.

Need:

I'm having trouble learning math.



Invention:

Jennifer Tuttle is the inventor of Multiplication Madness, a kit that uses music to help kids improve their math skills.

Words Worth Knowing

BRAINSTORM means to think of lots of ideas—even if they're wild and crazy—without judging them.

Brainstorming Tips



Whether you're coming up with ideas with a friend or by yourself, showing respect toward yourself and others can help make your ideas even better! Here are some things to remember to practice when brainstorming:

- Welcome all ideas
- Build on each other's ideas
- Encourage wild ideas
- Wait until the session is over to judge ideas

STEP 4 Solve a problem

Pick one of the problems from your “needs list” and think of ways to solve it. Use one of these activities to record your ideas (and keep notes in your inventor's notebook!).

CHOICES – DO ONE:

- ☐ **Mind-map.** Inventors use mind maps to see how different ideas fit together. Try it out on the next page.
- OR** 
- ☐ **Sketch it out.** Draw five solutions in your inventor's notebook.
- OR** 
- ☐ **Buddy up and brainstorm lots of ideas!** With partners or your Brownie group, write down everyone's ideas on a big sheet of paper. Then record your five favorites in your notebook.



Mind Map

DIRECTIONS:

Put your "needs list" problem in the middle and your ideas for how to solve it in the outer circles. Draw more circles or add more paper if you have more ideas!

Use an umbrella every day

Bus stop too sunny

Build a bus shelter

Plant a tree

STEP 5 Share your invention

Finding out what others think about your idea will help you improve it. Do one of the choices, then share what you did with others. Ask them to tell you their favorite part about your idea, and how they think it could be even better.

CHOICES – DO ONE:


- ☐ **Draw it!** Use a big sheet of paper, and label the parts of your invention. Show it to friends and family.

OR

- ☐ **Act it out!** Create a skit that shows when someone might need your invention and how they'd use it. Then perform it!

OR

- ☐ **Build it!** Use cardboard, paper, glue, Play-Doh, or even dried pasta to build a model of your invention. Then show it off!



Everyday Inventions

Have you ever looked inside a ballpoint pen? This invention may seem simple, but it has a lot of working parts!

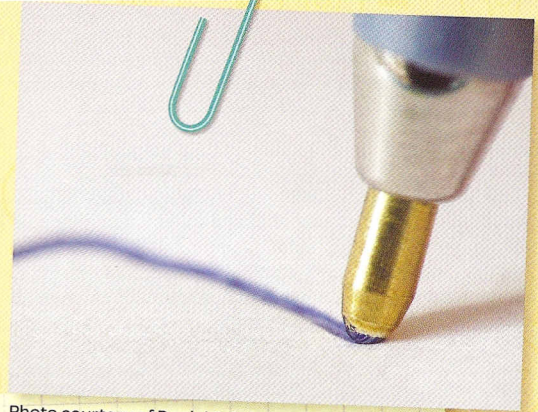
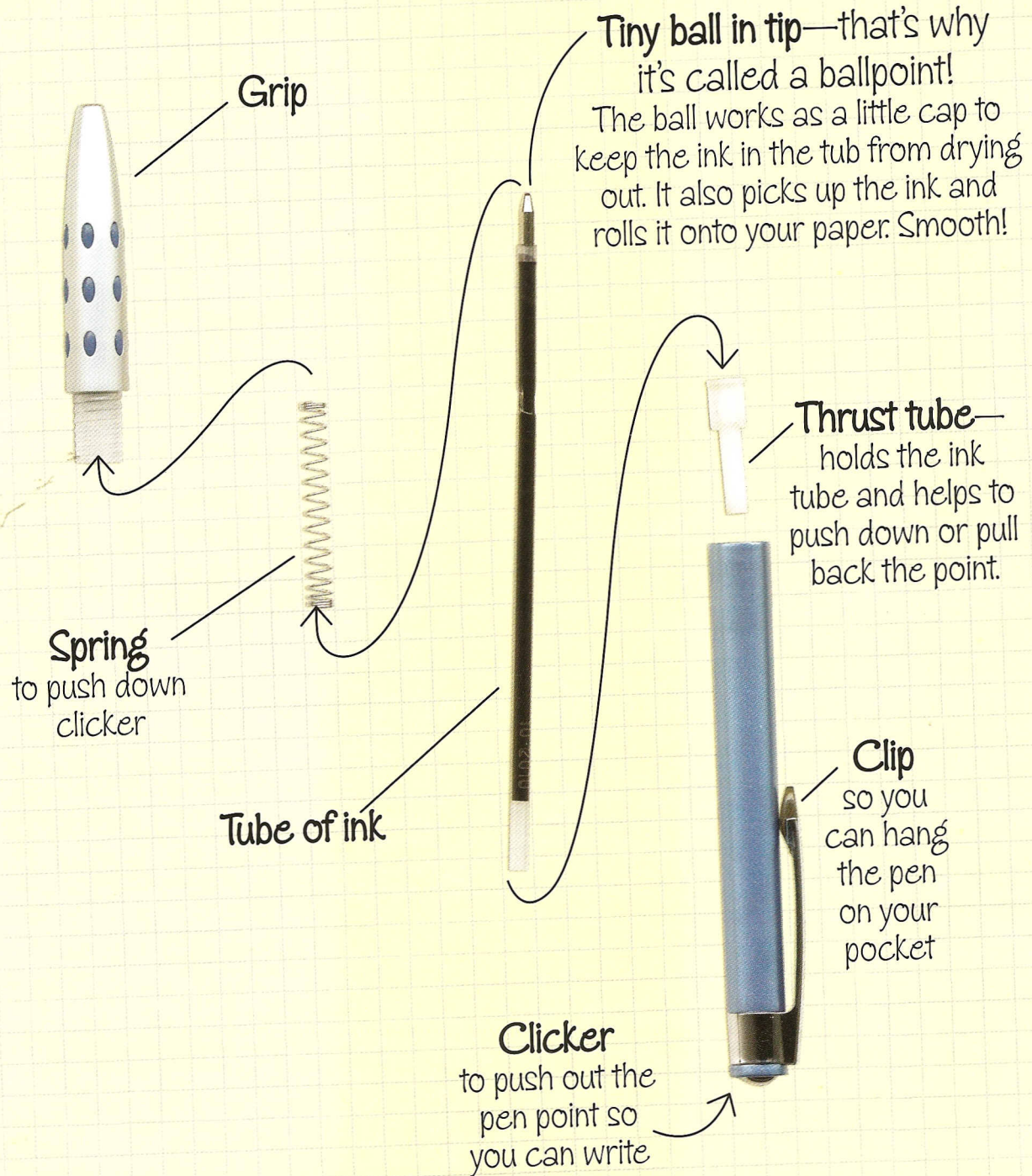



Photo courtesy of Daniel Schwen





Add the Badge to Your Journey

Check out Grandma Elf's innovative bookmobile and all the different inventions inside it! You could try inventing something to make it even easier for Brownie friends to share their favorite stories.

Now that I've earned this badge, I can give service by:

- Brainstorming ways to make my Girl Scout meetings even more fun
- Creating something that will help my teacher in the classroom
- Inventing a helpful item for my family

I'm inspired to: